

Alumid: large-scale formats for a unique style. Designed for screens with bases sized over 3.5 m, this model is equipped with the trademark built-in 108 mm diameter aluminium roller, contained in a case which is open underneath, for easy rolling of larger-scale screens. The result is an excellent tensioning of the projection surface. This product is also interesting from the installation point of view, which is based on the quick-assembly system, an operation which can be carried out autonomously and with significant time saving.

Sit back and enjoy the results: theatres, congress centres, auditorium spaces, Alumid ensures a striking projection performance even in the most challenging spaces.

See page **93**
for Technical data

Create your own screen with the PSS

- > **Personalized dimensions:** width and height
- > **Motor type:** standard motor or radio integrated motor (optional)
- > **Case color:** standard in White Matte. Optional in any other color for an extra cost
- > **Standard Drop:** from 10 to 40 cm
- > **Projection surface fall:** back (standard), front or reverse-roll (optional)
- > **Side of command/motor:** right (standard) or left (optional)

Projection Surfaces (see page 6)

- > VisionWhite / VisionWhitePro
- > ReferenceWhite / ReferenceGrey
- > VisionAcoustik / VisionMacroAcoustik
- > VisionRear DB and VisionRear, only without black borders

Standard Accessories

- > Kit with wall or ceiling quick mount brackets
- > Unipolar switch
- > Remote control (only for radio integrated version)

Optional Accessories

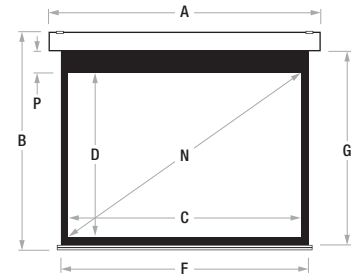
- > Interface to drive the screen in radio frequency with remote control (not included), 12V trigger, unipolar switch, dry contact or RS232
- > Receiver and infrared remote control
- > Extension brackets for screens up to 60 cm

PSS Formats

1:1	1.33:1	1.60:1	1.78:1	2.35:1	2.37:1	2.39:1	2.40:1
	4:3	16:10	16:9	21:9			

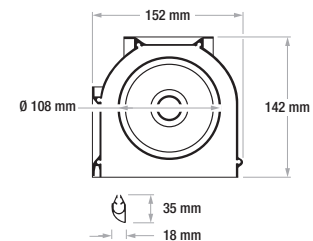
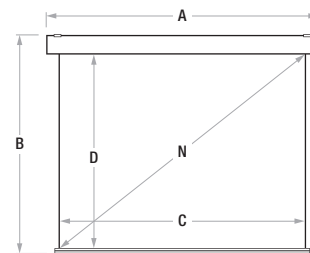
Alumid 50 mm borders

Aspect Ratio	Viewing Width	Viewing Height	Diagonal Inches	Overall Width	Overall Height	Surface Width	Surface Height	Standard Drop	Total Maximum Drop	Packaging Dimensions	Net Weight	Gross Weight
	C	D	N	A	B	F	G	P	mm	mm	kg	kg
1,33 (4:3)	3900	2932	192	4060	3258	4000	3082	100	200	4250x200x210	36	42
1,60 (16:10)	3900	2438	181	4060	2764	4000	2588	100	200	4250x200x210	35	41
1,78 (16:9)	3900	2191	176	4060	2517	4000	2341	100	450	4250x200x210	35	41
2,35 (21:9)	3900	1660	167	4060	1986	4000	1810	100	450	4250x200x210	35	41
2,37	3900	1646	167	4060	1972	4000	1796	100	450	4250x200x210	35	41
2,40	3900	1625	166	4060	1951	4000	1775	100	450	4250x200x210	35	41



Alumid Without borders

Aspect Ratio	Viewing Width	Viewing Height	Diagonal Inches	Overall Width	Overall Height	Packaging Dimensions	Net Weight	Gross Weight
	C	D	N	A	B	mm	kg	kg
1,00 (1:1)	3500	3500	195	3560	3677	3760x150x180	32	38
	4000	4000	223	4060	4177	4260x150x180	35	41
	4500	4500	251	4560	4677	4760x150x180	42	48
1,33 (4:3)	4000	3008	197	4060	3185	4260x150x180	36	42
	4500	3383	222	4560	3560	4760x150x180	41	47
1,60 (16:10)	4000	2500	186	4060	2677	4260x150x180	36	42
	4500	2813	209	4560	2990	4760x150x180	41	47
1,78 (16:9)	4000	2247	181	4060	2424	4260x150x180	41	35
	4500	2528	203	4560	2705	4760x150x180	40	46
2,35 (21:9)	4000	1702	171	4060	1879	4260x150x180	41	35
	4500	1915	193	4560	2092	4760x150x180	40	46
2,37	4000	1688	171	4060	1865	4260x150x180	41	35
	4500	1899	192	4560	2076	4760x150x180	40	46
2,39	4000	1674	171	4060	1851	4260x150x180	41	35
	4500	1883	192	4560	2060	4760x150x180	40	46
2,40	4000	1667	171	4060	1844	4260x150x180	41	35
	4500	1875	192	4560	2052	4760x150x180	40	46



Surface Fireproof Certifications